


Make your own Angle Eater

An angle is where two lines meet.




A **right angle** is an angle of exactly 90° and can be found in the corner of a rectangle or square.



Why not make your own angle eater using the template. You can make it into anything you like (a fish, a monster, an alien)! Then cut it out and go on a hunt for right angles. Right angles are angles that fit exactly into the gap (mouth).

Remember! If the angle is smaller it is an 'acute' angle. If it is bigger it is an 'obtuse' angle.



If you haven't got a printer you can still make an angle eater. You can use a paper plate or draw around a bowl and cut it out.

To make the mouth, find a right angle to draw around. Perhaps a book or photo frame.

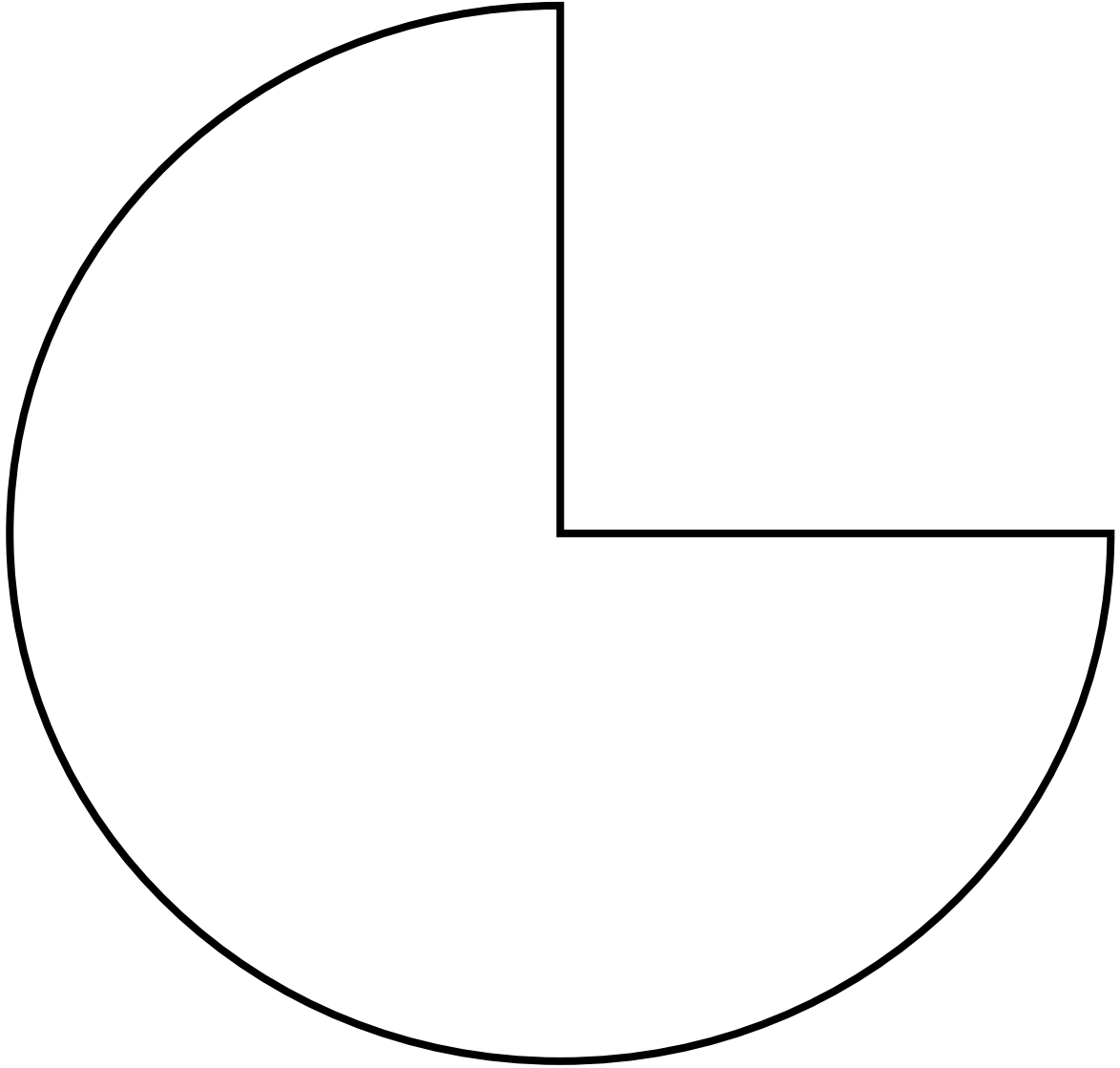
Why's this maths?

You are recognising and identifying different angles and comparing angles by size.

For more fun activities visit www.mathsontoaast.org.uk

Don't forget to share your creations and comments on Twitter, Facebook or Instagram tagging @mathsontoaast using #positiveaboutmaths

Angle Eater Template



For more fun activities visit www.mathsontoast.org.uk

Don't forget to share your creations and comments on Twitter, Facebook or Instagram tagging @mathsontoast using #positiveaboutmaths

