

Tangram Challenge

These farmyard friends have received some Easter gifts but unfortunately they are broken.



Can you help them discover who left the cracked chocolatey treats?

Complete the Tangram Challenge to find the Easter Bunny!

1. Use the template or make your own
2. Colour the shapes
3. Cut them out
4. Rearrange the shapes to create a rabbit




For more fun activities visit www.mathsontoast.org.uk
Don't forget to share your creations and comments on Twitter, Facebook or Instagram
tagging @mathsontoast using #positiveaboutmaths


So... what is a Tangram?

A tangram is an ancient Chinese puzzle.

Can you name all the shapes?



You can make almost anything out of a Tangram.
Here are some ideas:



Why is this maths?

Tangrams are maths because you're practising using shapes. As you play you get a feel for how they fit together – what can you make from two triangles? When is a right angle helpful? What clever things in the puzzle make it a good game?

You can also practise remembering the names of the shapes.

For more fun activities visit www.mathsontoast.org.uk

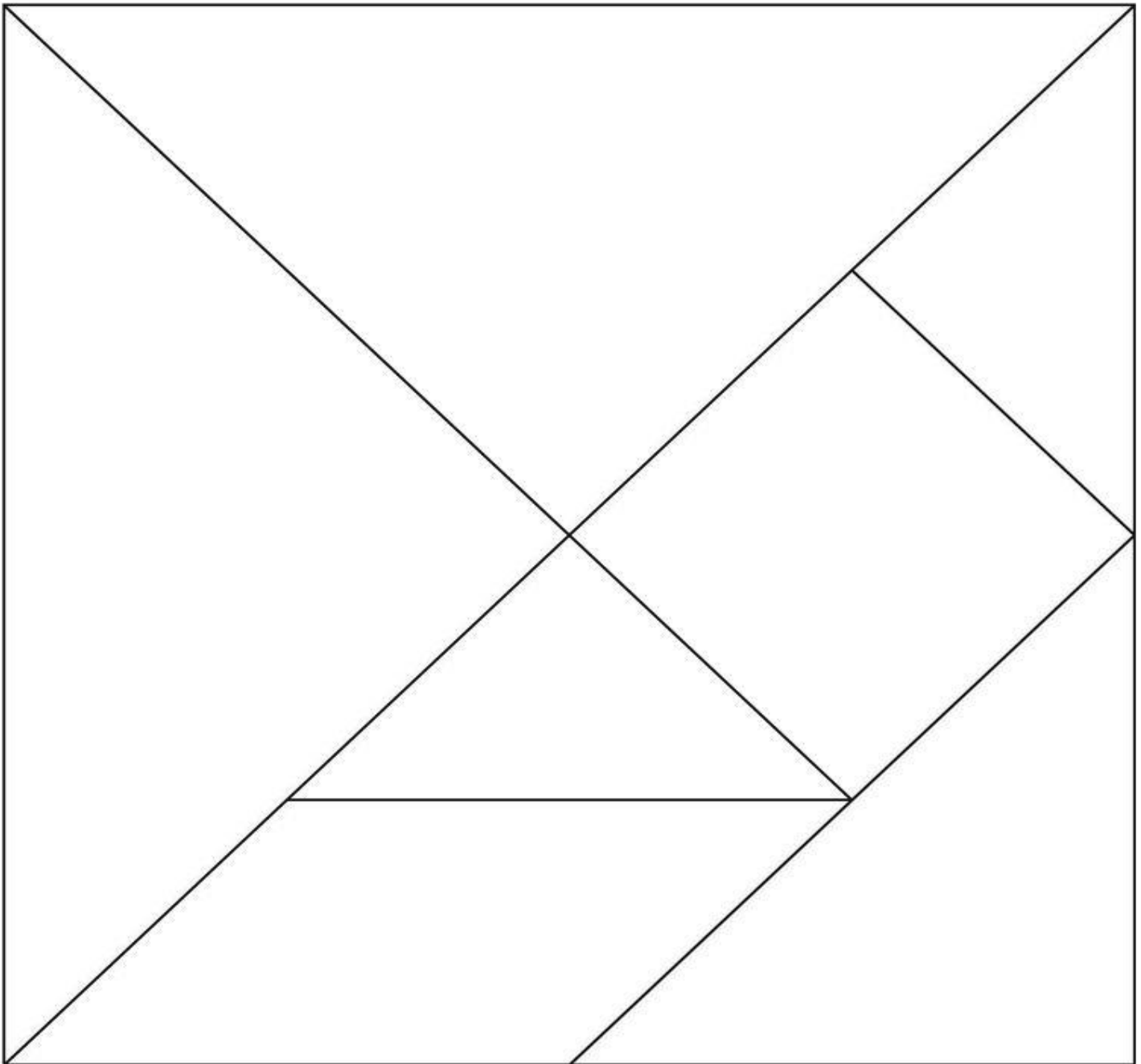
Don't forget to share your creations and comments on Twitter, Facebook or Instagram tagging @mathsontoast using #positiveaboutmaths

Tangram Template

Colour the shapes below and cut out along the lines. Once you've made your tangram, you can arrange it in many, many different ways to create new shapes.

No printer?

No problem! Try folding a square of paper and using a pencil to draw over the creases to make the shapes



For more fun activities visit www.mathsontoast.org.uk

Don't forget to share your creations and comments on Twitter, Facebook or Instagram tagging @mathsontoast using #positiveaboutmaths