

Create your own Garland of Shapes

What is a 2D shape?

A shape that only has two dimensions (such as width and height) and no thickness



Can you name these 2D shapes?

How many sides does each have?

How many corners does each have?

Follow the instructions on the activity sheet to make your own garland of shapes.



Now follow the instructions on the activity sheet to make your own diamond necklace.

Diamonds are often octahedral in shape. An octahedron is a 3D shape with eight faces. It is made up of eight equilateral triangles.

Why's this maths?

You are recognising and naming 2D and 3D shapes. Also, you are exploring key properties of regular shapes, such as how many sides or faces they have

For more fun activities visit www.mathsontoaast.org.uk

Don't forget to share your creations and comments on Twitter, Facebook or Instagram tagging @mathsontoaast using #positiveaboutmaths

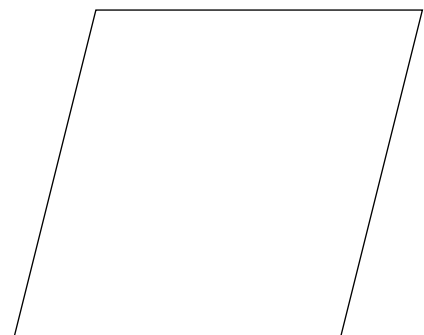
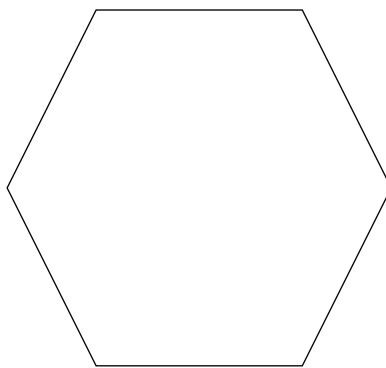
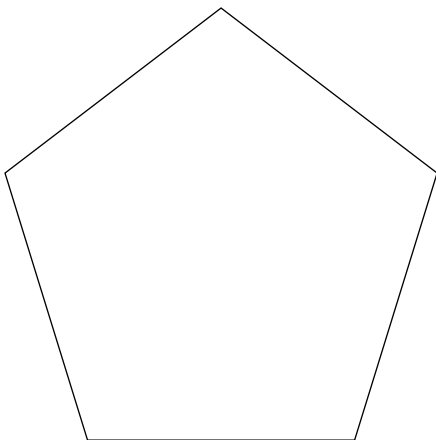

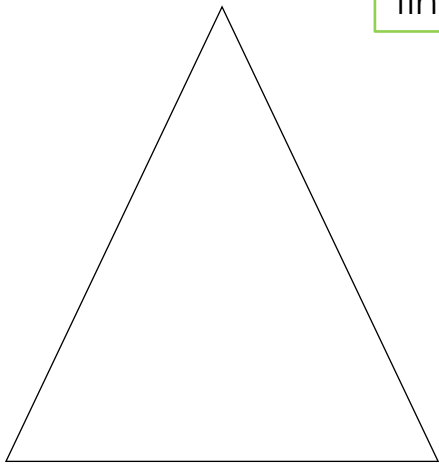
Garland of Shapes Template

Make your own... Garland of Shapes

1. Can you name the shapes below?
2. Choose your 3 favourite shapes and decorate them.
3. Cut each of your shapes out carefully.
4. Punch a hole at the top of each shape.
5. Thread your shapes onto a piece of cotton (long enough to go around your neck).
6. Tie a knot at the end of the piece of cotton and wear your lovely garland!

No printer?

No problem! Why not draw your own shapes, you may find objects at home to draw around.



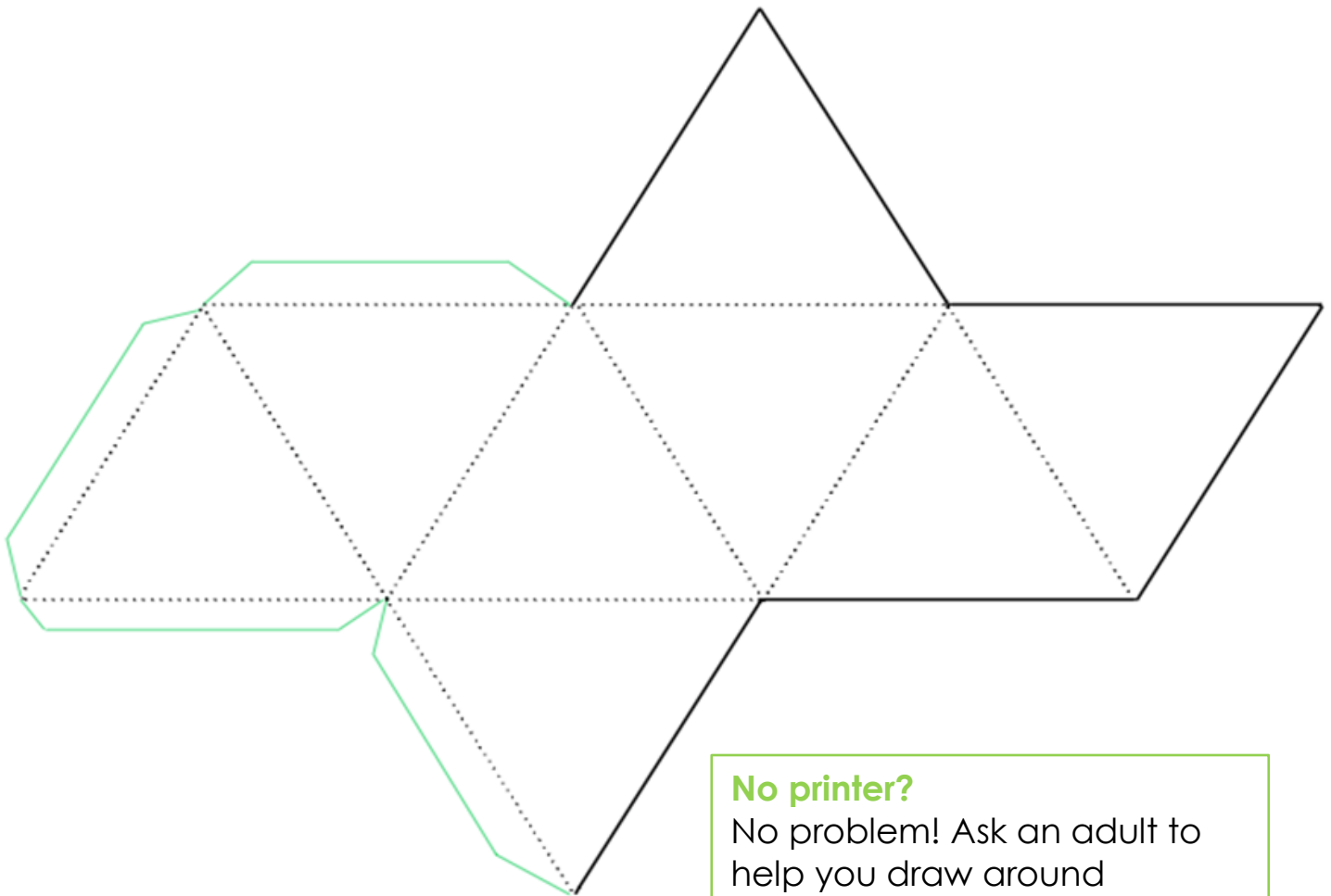
For more fun activities visit www.mathsontoast.org.uk

Don't forget to share your creations and comments on Twitter, Facebook or Instagram tagging @mathsontoast using #positiveaboutmaths

Diamond Necklace Template

Make your own... 'Diamond' (Octahedron) Necklace

1. Decorate your 'diamond' (octahedron).
2. Cut out the shape.
3. Fold along the dotted lines.
4. Fold down the flaps and glue.
5. Make a loop out of cotton and attach it to the flap at the top of the shape.
6. Thread a piece of cotton (*long enough to go round your neck*) through the loop and tie.



No printer?

No problem! Ask an adult to help you draw around something triangular to copy the net shape above – a triangular chocolate box works really well!

For more fun activities visit www.mathsontoast.org.uk

Don't forget to share your creations and comments on Twitter, Facebook or Instagram tagging @mathsontoast using #positiveaboutmaths