

Rangoli Patterns

Rangoli patterns are traditionally made using rice, flour, sand or chalk, they can be found on the floor near the entrance to a house to welcome guests. During Diwali, Hindus use Rangoli patterns to encourage the goddess Lakshmi to enter their homes.



- Rangoli come in all shapes and sizes. They can be square, rectangular or circular - or a mix of all three!
- They are often symmetrical
- The designs are often taken from nature – for example, flowers and peacocks

Why not create your own Rangoli using one of our templates. You could use pens, paint, tissue paper, rice, lentils or chalk to decorate.

No printer?

No problem! You can make your own design by using pens on paper, chalks on the pavement or perhaps you could find objects outside (leaves, stones or flowers) to make a pattern.

Can you think of anything different to use?


Why's this maths?

You will be investigating reflection and symmetry as you design your patterns and discovering tessellations as you create patterns of shapes that fit together.

For more maths fun visit www.mathsontoaast.org.uk

Don't forget to share your creations and comments on Twitter, Facebook or Instagram tagging @mathsontoaast using #positiveaboutmaths


Rangoli Template



For more maths fun visit www.mathsontoast.org.uk

Don't forget to share your creations and comments on Twitter, Facebook or Instagram tagging **@mathsontoast** using **#positiveaboutmaths**


Rangoli Template



For more maths fun visit www.mathsontoast.org.uk

Don't forget to share your creations and comments on Twitter, Facebook or Instagram tagging @mathsontoast using #positiveaboutmaths

Rangoli Template



For more maths fun visit www.mathsontoast.org.uk

Don't forget to share your creations and comments on Twitter, Facebook or Instagram tagging **@mathsontoast** using **#positiveaboutmaths**

Rangoli Template

