

Fraction Monster

Maths Mates rubbish destroyers!

Once the termites had collected the rubbish on the beach, and had filled the ship's holes, there was still loads left over!



Fantastic Fox's great idea!

Fraction Fox decided to gather the rubbish and make Fraction Monsters, setting them free to be recycled.

By taking each piece of rubbish and dividing it into equal parts - halves, thirds, quarters, fifths, sixths... (can you think of anymore?) - they were able to build heads, bodies, arms and legs!

Create your own characterful Fraction Monsters out of rubbish materials from your recycling bin, or use simple plain paper!



Why is this maths?

Fractions are equally divided parts of a whole (shape or number). You will be physically dividing shapes into different fractions, working with the ones you know, and maybe some fractions that are new!


For more fun activities visit www.mathsontoast.org.uk

Don't forget to share your creations and comments on Twitter, Facebook or Instagram tagging @mathsontoast using #positiveaboutmaths


What will your Fraction Monster look like?
Some inspiration in case you need it:



Cut into $\frac{1}{2}$ to make a body and a head or a two-headed monster!




Cut into $\frac{1}{4}$ s to make bodies arms, ...



Cut into $\frac{1}{3}$ s to make antennae of a 3-legged monster!



Cut into $\frac{1}{16}$ s for lots of fingers, toes or spikes!



Mix and match! This shape has been cut into $\frac{1}{2}$, then 1 of the halves has been cut into quarters.



For more fun activities visit www.mathsontoast.org.uk

Don't forget to share your creations and comments on Twitter, Facebook or Instagram tagging @mathsontoast using #positiveaboutmaths