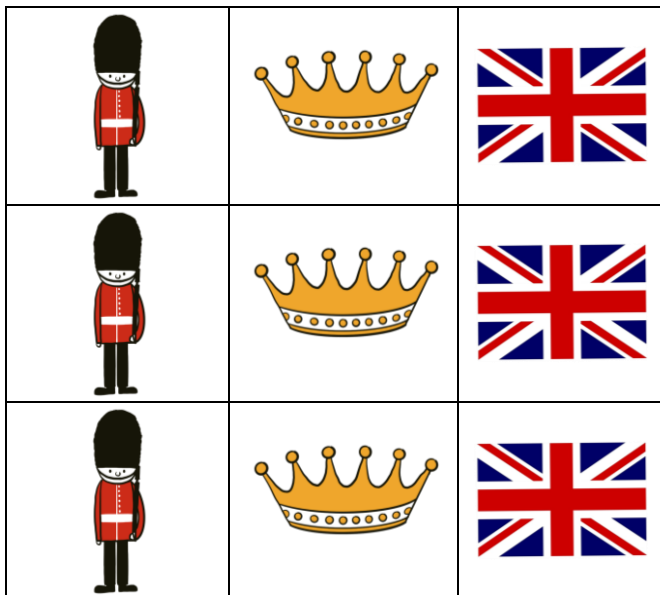



# Picture Sudoku

Cut out the pictures and arrange them in the green grid so that there is only one guard, crown and flag in each row and column.

**No Scissors? No problem!** You can draw the pictures in the grid or create your own images!




How many solutions are there?

**Why's this maths?**

You'll be using logic and reasoning skills as you place the pictures – asking yourself if they fit and how they will affect other rows/columns. It's also a great opportunity to practise your problem solving and perseverance skills as you try and try again!

Picture Sudoku also reminds you that there is not only one way of doing something!



Can you use these extra pictures to fill the larger grid above?

For more fun activities visit [www.mathsontoast.org.uk](http://www.mathsontoast.org.uk)

Don't forget to share your creations and comments on Twitter, Facebook or Instagram tagging @mathsontoast using #positiveaboutmaths



maths on toast  
the family maths charity