

Little Robot and The Moon



Back home Little Robot looked up at the moon and felt more alone than ever before.

Having a friend so far away that she couldn't talk to or play with was not much fun.

As Little Robot turned her back on the moon a sudden burst of light filled the sky. Hundreds of stars started twinkling above her and then something extraordinary happened.

The stars spelled out a message from the moon.

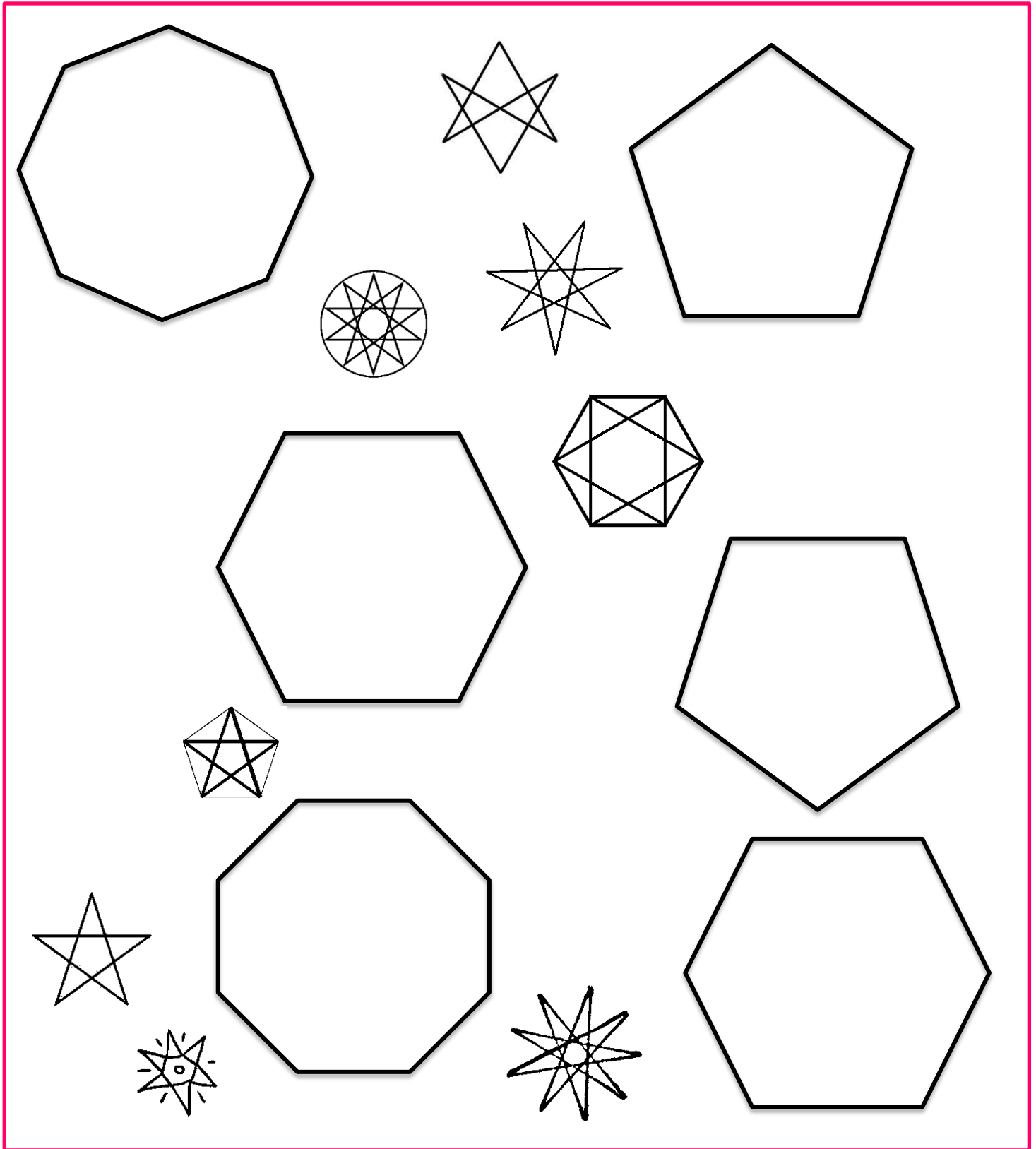
'Thank you'.

It was the most beautiful sight.

Doodling Stars

- Colour the stars you can see
- Create stars inside the shapes
- Doodle stars in the spaces in between

Look at the next page to find out how!





For more fun activities visit www.mathsontoaast.org.uk

Don't forget to share your creations and comments on Twitter, Facebook or Instagram tagging @mathsontoaast using #positiveaboutmaths


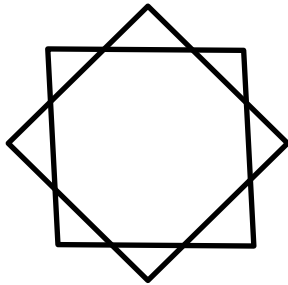
Doodling Stars

Try drawing your own stars.

Not stars-in-the-sky stars, but stars you draw on paper. A six pointed star can be made by drawing two overlapping triangles:

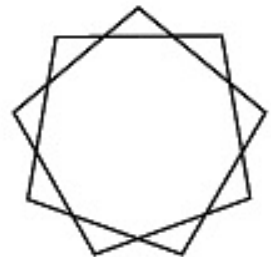



An eight pointed star can be made by drawing two overlapping squares:



Try drawing a continuous line:


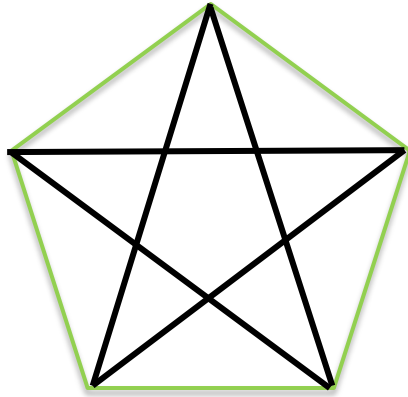
Can you draw a star without taking your pencil off the paper?



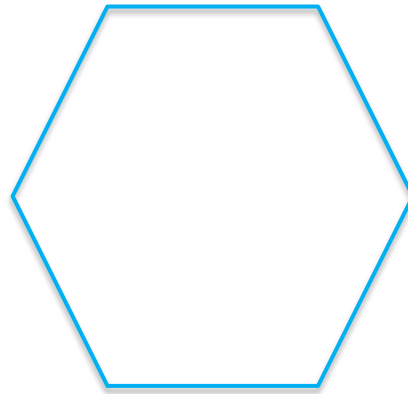
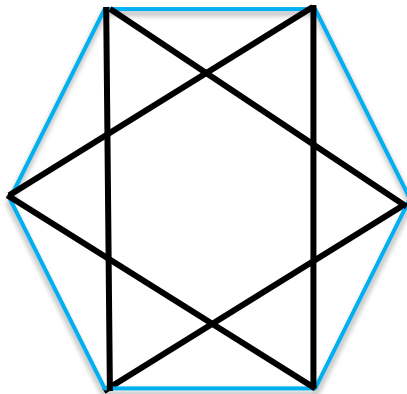
Doodling Stars

Draw stars inside shapes:

Pentagons



Hexagons



Octagons

